



Cambridge

6101 North Habana Ave


Tampa


1: Start out going SOUTHEAST on FL-44 / W GULF TO LAKE HWY toward S GRANNY PT. 0.6 miles


 Turn RIGHT onto W HOMOSASSA TRL / CR-490. 6.1 miles

 Turn LEFT onto US-19 N / US-98 W / S SUNCOAST BLVD. 6.2 miles


 Turn LEFT onto US-98 E / W PONCE DE LEON BLVD / FL-700 E. 4.1 miles


 Take the SR-589-TOLL S ramp toward TAMPA. 0.5 miles

 Merge onto FL-589 S (Portions toll). 51.3 miles

 Take the SR-580 / HILLSBOROUGH AVE exit- EXIT 4. 0.2 miles

 Turn LEFT onto HILLSBOROUGH AVE W / FL-580 E. Continue to follow HILLSBOROUGH AVE W. 3.5 miles

 Turn LEFT onto N HABANA AVE. 0.4 miles

 end at 6101 N Habana Ave
Tampa, FL 33614-6024, US

